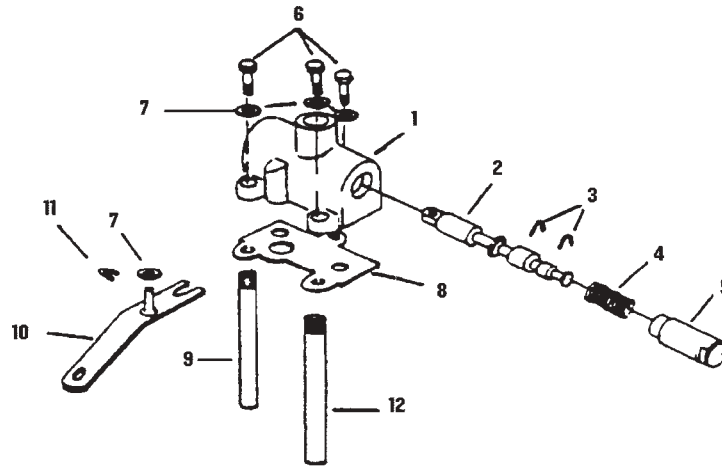
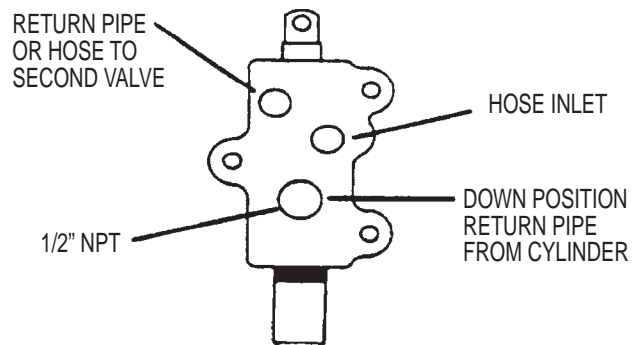


NO. 3 CONTROL VALVE (3-Way Single Acting)



Drg. No.	Part No.	No. Req.	Part Description
1	1086	1	Casting Valve (Not Sold Separately)
2	1122	1	Spool, Valve (Not Sold Separately)
3	1020	2	Key, Spool Stop
4	1021	1	Spring, Spool Centering
5	1022	1	Cap, Spool
6	1035	3	Cap, Screws

Drg. No.	Part No.	No. Req.	Part Description
7	1030	4	Washer
8	1096	1	Gasket
9	1105	1	Pipe, Oil Return (3/8" NPT)
10	1094	1	Lever, Control
11	1102	1	E-Ring
12	1139	1	Pipe, Oil Return (1/2" NPT)



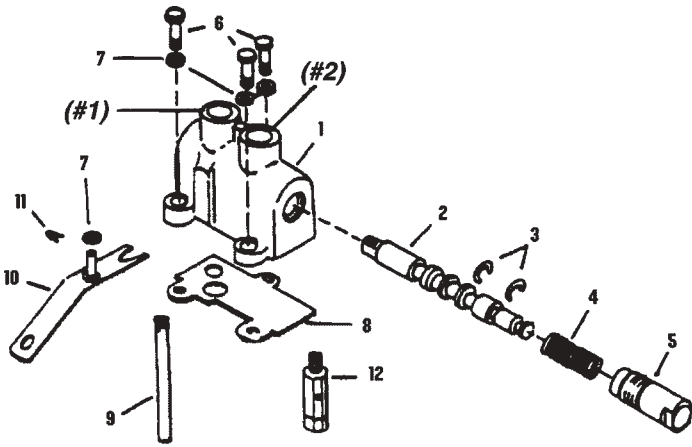
NO. 4 CONTROL VALVE (4-Way Double Acting)

Effective April 1, 1996

These Control Valves are identified in the Pump Unit Model Numbers as **(-4-) (-4C-) (-4R-)**

The Pump Units highest working pressure is regulated by the Relief Cartridge setting that is located on the pump.

The "C" and "R" Relief Cartridges are used at a lower pressure setting to govern only parts of the system.

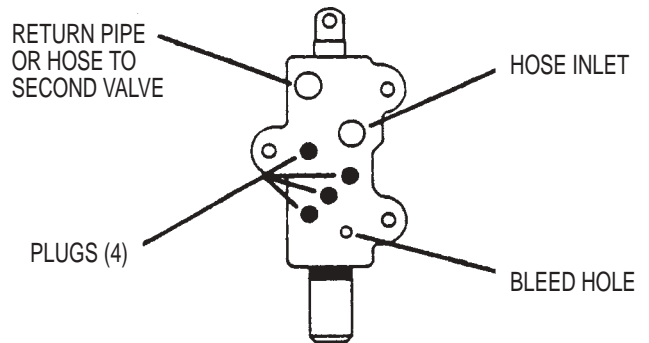


Drg. No.	Part No.	No. Req.	Part Description
1	1095	1	Casting (Not Sold Separately)
2	1064	1	Spool (Not Sold Separately)
3	1020	2	Key, Spool Stop
4	1021	1	Spring, Spool Centering
5	1022	1	Cap, Spool
6	1035	3	Cap, Screws
7	1030	4	Washer
8	1096	1	Gasket
9	1105	1	Pipe, Oil Return
10	1094	1	Lever, Control
11	1102	1	E-Ring
12	1101		Relief Cartridge ("C" or "R")

Specify _____ PSI AT _____ RPM

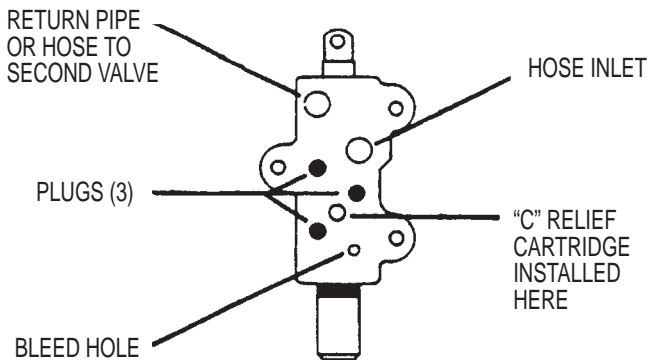
Pump Model No. _____ Serial No. _____

No. 4



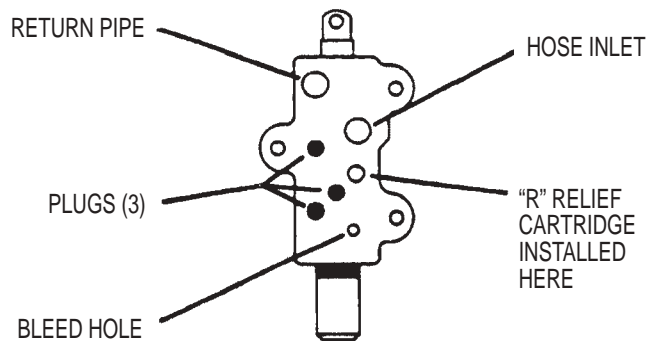
Same Pressure at Both Ports
(Pump Pressure Setting)

No. 4C



"C" Relief Cartridge can be Installed for Lower Pressure at No. "2" Port Only

No. 4R



When used as Second Valve "R" Relief Cartridge can be Installed for Lower Pressure at Both Ports